


 Needs to be **provided by promoter**/presenter/venue.

 Will be brought and **provided by artist**.

1 small mixing desk

placed on a box/case/stool next to performing position on stage
(see page 3 „STAGE POSITIONS“)

preferred model: Mackie 802VLZ or Mackie 1202VLZ, <http://tinyurl.com/htg2mun>

If another model: the mixer needs to have these minimum specifications:

- an independent control-room (or alternate) output (to send violin signal to the centre monitor)
- two mic-inputs with 48V phantom power switchable to main or to control-room (alternate) output
- pre-fader AUX (to send the violin signal to the synthesizer external inputs for sound procession)
- one stereo-input with EQ, for example: High/Mid/Low or High/Low

2 or 3 active monitors

placed behind performing position (see page 3 „STAGE POSITIONS“)

We can work with 2 speakers. A third speaker in centre would be for the violin only.

1 condensor microphone on a high mic-stand with arm (for the violin)

wires/cables :

all wires/cables connecting from the small mixers output to the PA system.

1 power socket

tables/boxes/cases according to **SYNTH SETUPS** shown on pages 3 and 4.

The preferred synth setup is the Setup 1 on page 3 (!)

1 small table (or box, case, stool) to place the small mixer/Mackie 802 on


50-60 cm high, 30 cm long, 30 cm wide (19-24 in high, 12 in long, 12 in wide)

piano bench (with adjustable height)

dimmed white light from ceiling (or stand/clip lamp or similar for synth)

needs to point onto synth panel with creating shadows.

 Needs to be **provided by promoter**/presenter/venue.

 Will be brought and **provided by artist**.

violin

synthesizer

modell: EMS Synthi AKS (including EMS KS touch-keyboard)

<https://tinyurl.com/y77cmmky>

1 stereo volume pedal

modell: Boss FV-50L, <https://tinyurl.com/y862os9e>

4 TS wires (unbalanced quarter inch jack cables)

connecting: synth > volume pedal > mixer

2 TRS - XLR male adaptor wires (15 cm)

in case needed for small mixer's output

1 Tripod Stand for the synthesizer setup 1 (see page 3)

1 piece of wood to put synth in angled position in synth setup 2, 3 and 4 (see p.4)




contacts

Thomas Lehn, mail@thomaslehn.de , www.thomaslehn.com

Tiziana Bertoncini, tiziana.bertoncini@gmx.it

Needs to be **provided by promoter/presenter/venue**.

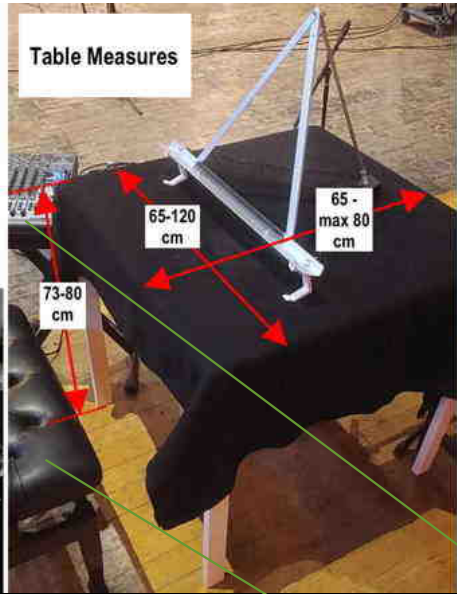
Will be brought and **provided by artist**.


EMS Synthi A

EMS KS keyboard

Table Measures



Setup 1
(preferred setup)

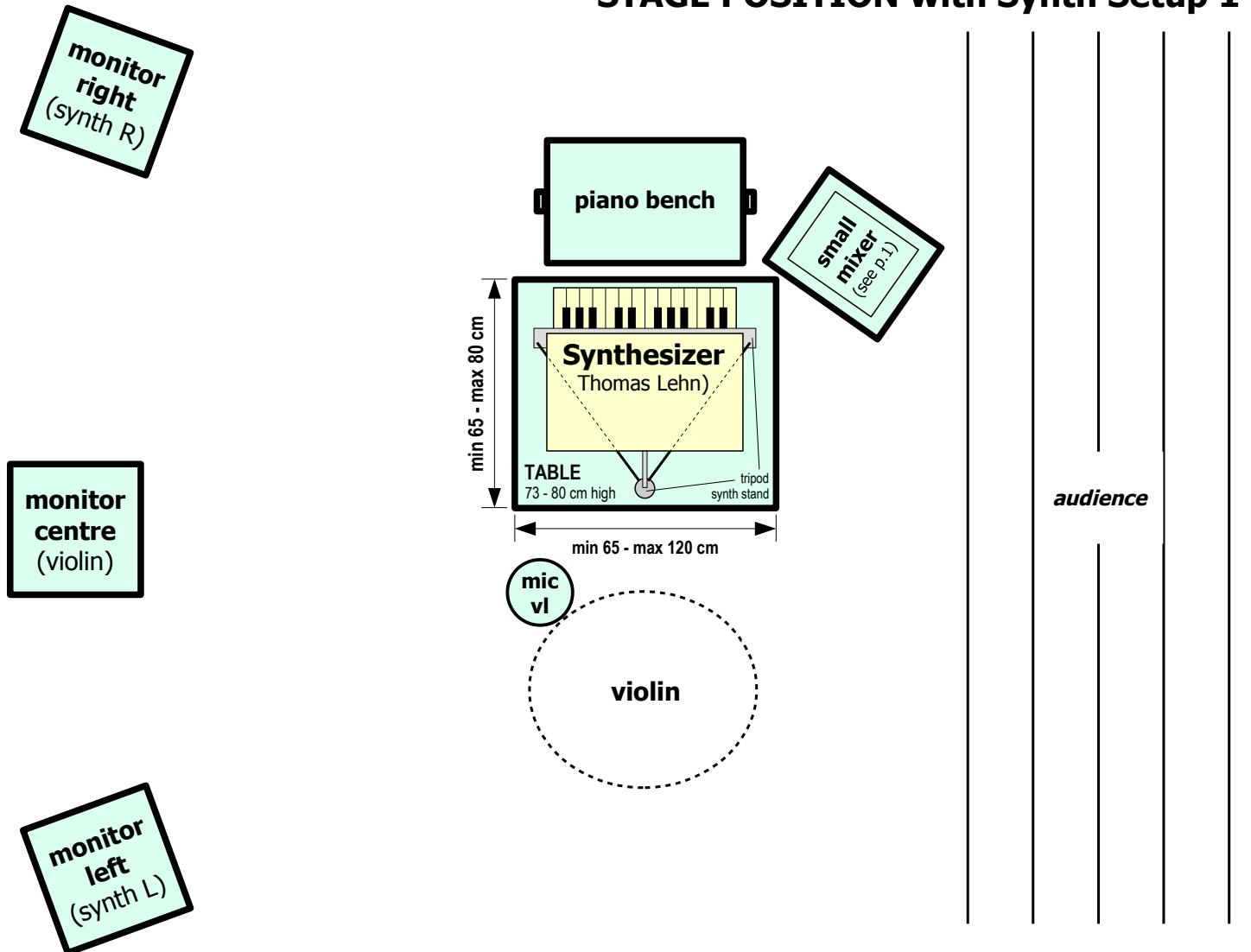


1 table W: 65-120 cm (min. 60 cm) D: min. 62 - max. 80 cm
H: table surface: 73 - 80 cm (height under the table min. 68 cm)

1 piano bench

1 small table
1 small mixer *) (see p.1)

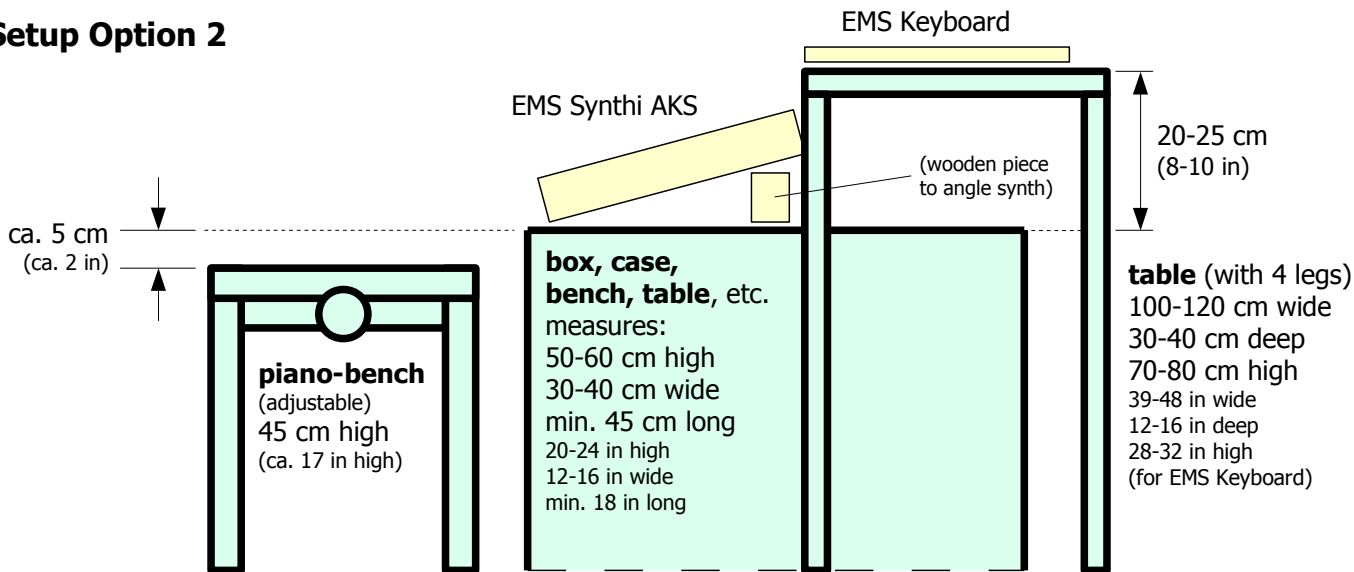
STAGE POSITION with Synth Setup 1



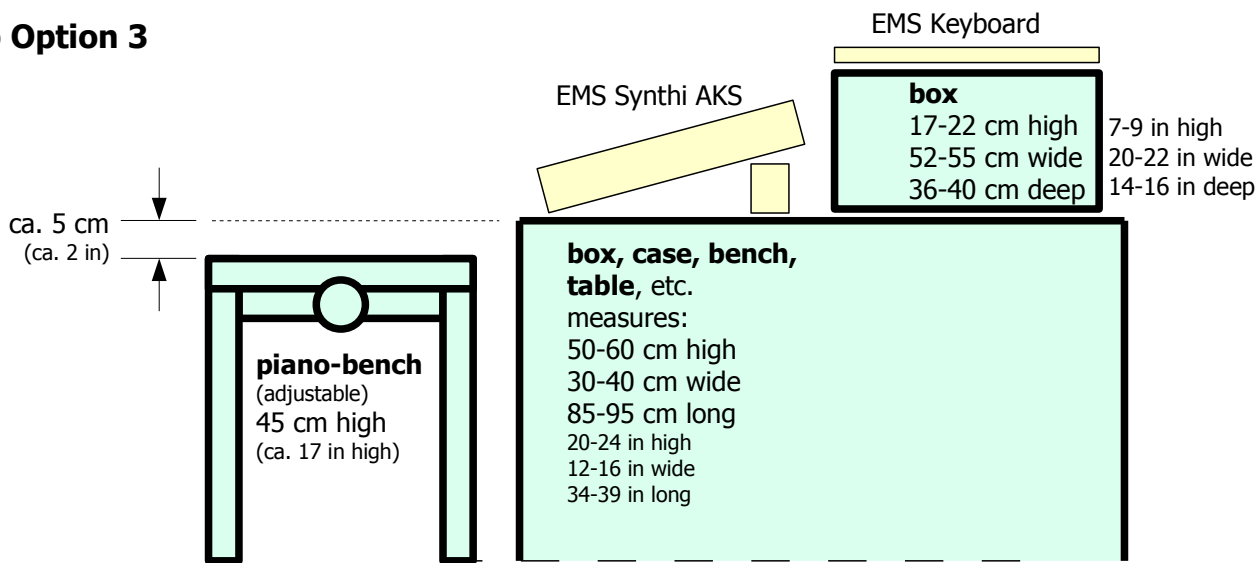
- Needs to be **provided by promoter/presenter/venue.**
- Will be brought and **provided by artist.**

Black cloth to cover boxes and tables.
 All 3 Setup Options require a small **box** (case, stool)
 H / W / L: 50-60 / 30 / 30 cm (19-24 / 12 / 12 in)
 (for mixer Mackie 802 VLZ3)

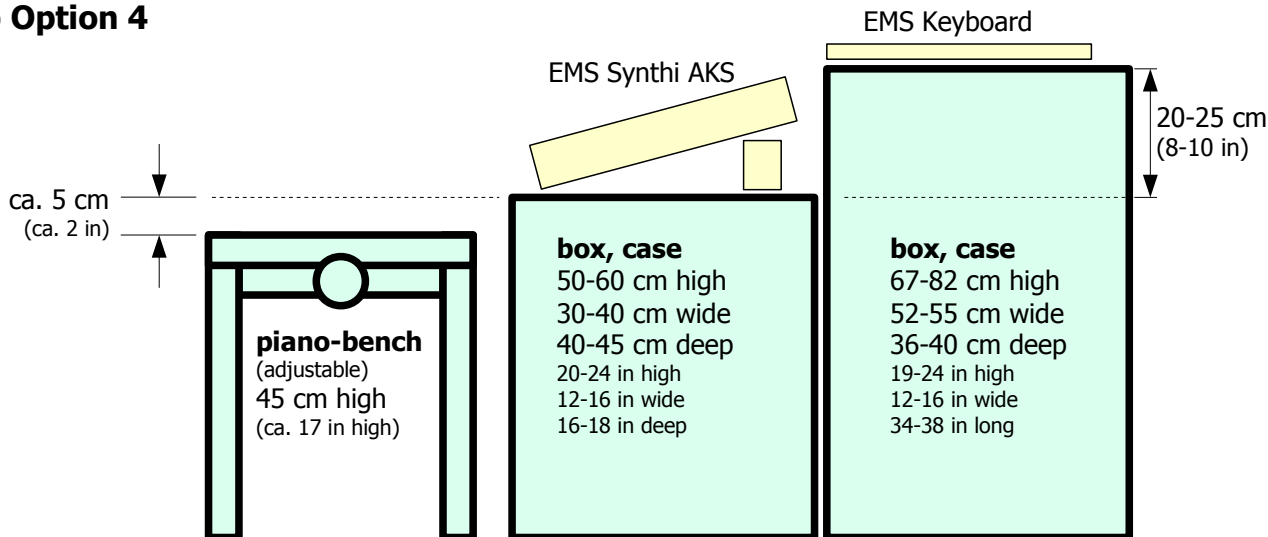
Setup Option 2





Setup Option 3



Setup Option 4



(The two box columns maybe fixed together by gaffa tape)

-  Needs to be **provided by promoter/presenter/venue.**
-  Will be brought and **provided by artist.**

